





Maths Week/Pāngarau Wiki 2025



Daily Dollar/Ko te Tāra o te Rā

Bill Ellwood Memorial Series

This series is a tribute to Bill Ellwood, who wrote much of the Maths Week material from 2006 to 2019. Bill passed away in June 2021.

Set B Day 4

For students



WHAT TO DO FOR STUDENTS


- 1 You may work on your own or with someone else, and your teacher or someone else can help you.
- 2 Answer the questions.
- 3 Each question has a dollar value. Each day's questions total \$100 in value.
- 4 When you have answered the questions, your teacher will give you the answers.
- 5 If you are right, you will get the dollar value for each question. You then you can work out how many dollars you have earned for the day.
- 6 Add the number of dollars you have earned each day in the Daily Dollar questions and get a total for the week. Then you can compare your total for the week with others in your class.
- 7 Perhaps your teacher may award a prize for the highest total for the week!
- 8 Good luck!

STATISTICS

Write the answer to each question in the space provided.

Question 1 (\$20)

Room 30 has created a graph of their favourite animals. Here is a picture of their graph. Use the picture to answer the following questions. Each animal represents two students.



How many students are there in Room 30?

Answer

Question 2 (\$20)

How many more students preferred monkeys than crocodiles?

Answer

Question 3 (\$20)

There is a mistake in the graph. What would you change to make it correct?

Answer

Question 4 (\$20)

Complete the following table for the choices of favourite animal. Include the change from Question 3.

Answer

Title:

[illegible]

Question 5 (\$20)

What is the name of this type of graph?

Answer